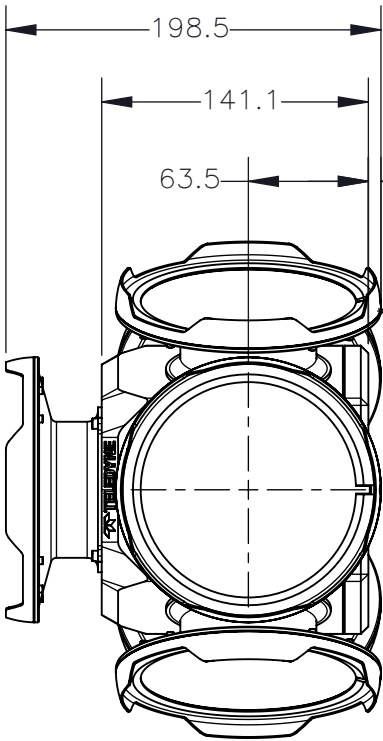
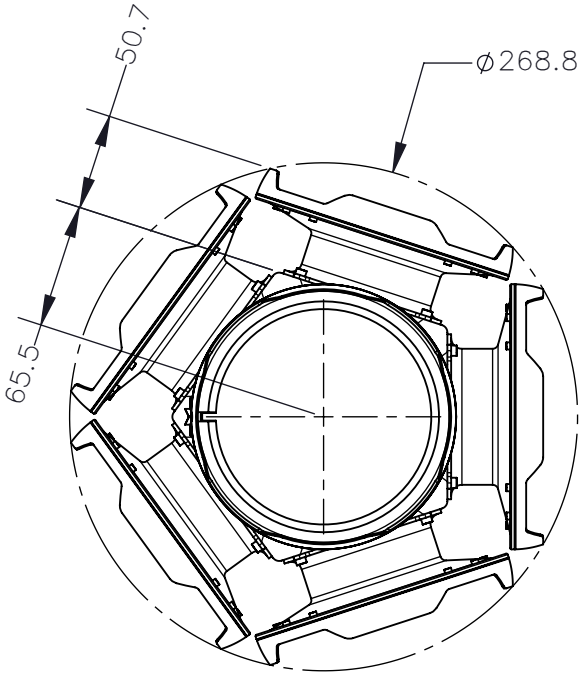
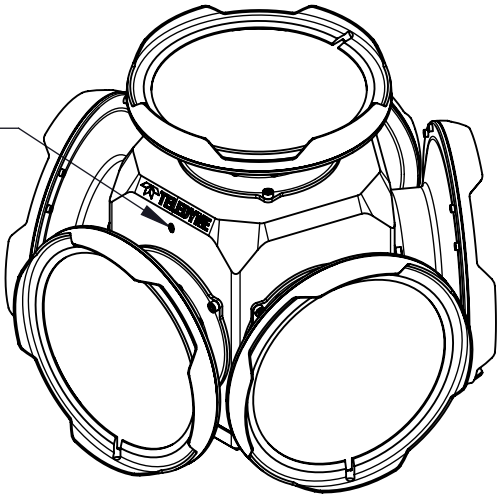


REVISIONS				
REV.	DESCRIPTION	DATE DONE	DONE BY	CHECKED BY
0	INITIAL RELEASE	25.OCT.22	DAVID	GUS

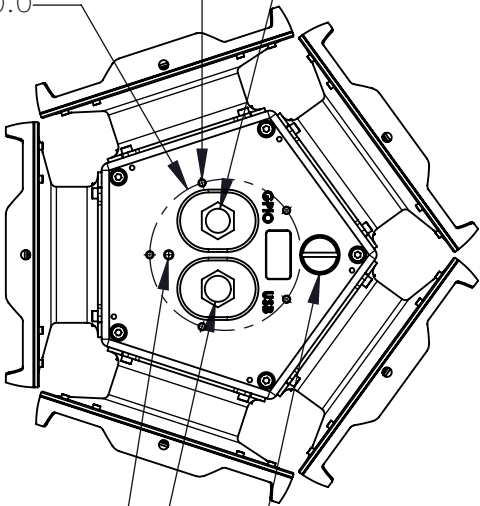
CAMERA ZERO IDENTIFIER



5x M4x0.7  $\nabla$ 8.0

GPIO/POWER CONNECTOR

Ø80.0



DESSICANT PLUG

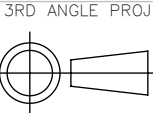
USB3 CONNECTOR

Ø4.1  $\nabla$ 4.0  
✓ Ø5.0 X 90°

FOR DOWEL PIN LOCATOR



PROPRIETARY AND CONFIDENTIAL  
THE INFORMATION CONTAINED IN THIS DRAWING IS  
THE SOLE PROPERTY OF FLIR INTEGRATED IMAGING  
SOLUTIONS. ANY REPRODUCTION IN PART OR  
WHOLE WITHOUT THE WRITTEN PERMISSION OF FLIR  
INTEGRATED IMAGING SOLUTIONS IS PROHIBITED.



TOLERANCES  
X.X ±0.3  
X.XX ±0.10  
X.XXX ±0.020  
ANGLES ±0.5°

UNLESS OTHERWISE  
STATED:  
ALL DIMENSIONS IN MM  
MACHINE FINISH 1.6µM

SCALE DWG NO  
1:4 LD6-01-R0  
SIZE TITLE  
A LADYBUG 6 SPHERICAL CAMERA

SHEET REV  
1 OF 3 0